

SPARTAN

SPARTUS®

PRZYŁBICA OCHRONNA do szlifowania/cięcia/spawania PROTECTIVE HELMET for grinding/cutting/welding



Instrukcja obsługi
User's manual



BEAR



SPRZĘT SPAWALNICZY NA MIARĘ DZISIEJSZYCH POTRZEB

Dziękujemy Państwu za zakup naszego produktu!

Dokonałiście Państwo trafnego wyboru. Procesy spawania i cięcia plazmowego, prowadzone są w ciężkich warunkach, wystawiając sprzęt spawalniczy niejednokrotnie na ekstremalną próbę wytrzymałości. Tylko sprzęt wysokiej jakości może zapewnić odpowiednią niezawodność i wydajność przy prowadzeniu w/w procesów. I takie właśnie są produkty SPARTUS® – przede wszystkim niezawodne i trwałe, ale również wszechstronne. Wnikliwie w słuchujemy się w potrzeby klientów, stąd w naszej ofercie znajduje się tak bogaty asortyment. Ale dobry produkt to nie wszystko, równie ważna jest opieka serwisowa. I tutaj możemy Państwa zapewnić, że dzięki temu, że wybraliście Państwo produkty SPARTUS®, nie musicie się martwić o ewentualną opiekę serwisową. Nasz wykwalifikowany serwis jest zawsze do Waszej dyspozycji. Jeszcze raz dziękujemy za powierzone nam zaufanie i zapraszamy Was do zapoznania się z naszą ofertą na stronie www.spartus.pl lub bezpośrednio u lokalnego dystrybutora produktów SPARTUS®.

WELDING EQUIPMENT SUITABLE FOR TODAY'S NEEDS

Thank you for purchasing our product!

You have made a right choice. Plasma welding and welding processes are carried out in difficult conditions that expose welding equipment to extreme tests of its strength. Only high quality equipment can ensure required reliability and performance during realization of the above-mentioned processes. SPARTUS® products are characterized by precisely such features: they are primarily reliable and durable, but they are also versatile. We listen carefully to clients' needs. Therefore, our offer covers such a wide assortment of products. Thank you very much for your trust in our company. We would like to invite you to familiarize yourself with the remaining products and offer at www.spartus.info or directly at a local distributor of SPARTUS® products.



801 060 101

INFOLINIA TECHNICZNA

opcja dostępna tylko na terenie Polski
option available only in Poland

CZYNNY w dni robocze 8.00 – 16.00

• info@spartus.pl



TABLE OF CONTENTS

1. SAFE USE	2
1.1 Welding arc radiation can be dangerous	2
1.2 Symbols used in instructions	2
2. CONFORMITY WITH STANDARDS	2
3. GENERAL DESCRIPTION	3
3.1 Purpose of use	3
4. TECHNICAL SPECIFICATIONS	3
4.1 Operation, storage and transport	3
4.2 Technical parameters of helmet	3
5. OPERATION AND USE	3
5.1 Description of construction	4
5.2 Cover and filters of SPARTUS® BEAR HELMET	5
5.3 Using of helmet	5
6. MAINTENANCE	6
6.1 Replacing fixed cover	6
6.2 Cleaning instructions	6
7. ENVIRONMENTAL PROTECTION	6
8. TROUBLESHOOTING	6



IMPORTANT!

Before using this product, read the instruction manual in its entirety, with understanding. Keep the instructions for quick reference to it if necessary. Pay special attention to safety instructions provided for your protection. In the event of any points of misunderstanding instructions, contact your supplier or supervisor.

1. SAFE USE

Please do not place hot electrode holders inside the helmet and please do not place the helmet near naked flames or hot work surfaces. Scratched or damaged visors and lenses must always be replaced if broken, damaged or covered with spatter to the extent that vision is impaired. The user should conduct daily regular checks to ensure no damage is evident. Materials that may get in contact with the wearers skin could cause Allergic reactions to susceptible individuals. Eye-protectors against high speed particles worn over standard ophthalmic spectacles may transmit impacts, thus creating a hazard to the wearer.

The life of product depends on various factors such as use, cleaning storage and maintenance. Please check regularly of the consumable components and replace if serviceability or visibility is suspected to be affected, and finally dispose when critical components not offered as spares are suspected to be damaged or if serviceability is affected.

1.1 EYES AND FACE PROTECTION

- Never place this helmet on a hot surface.
- This helmet will not protect against explosive devices or corrosive liquids.
- Do not make any modifications to either the lens or helmet, unless specified in this manual.
- Do not use replacement parts other than those specified in this manual. Unauthorized modifications and replacement parts will void the warranty and expose the operator to the risk of personal injury.
- Do not immerse the helmet in water.
- Do not use any solvents on the filter screen or helmet components.
- Storing temperature: -20°C ~ +85°C. The helmet should be stored in dry cool and dark area, when not using it for a long time.
- Clean the lens surface regularly; do not use strong cleaning solutions. Regularly replace the cracked/scratched/pitted front lens.

1.2. SYMBOLS USED IN INSTRUCTIONS



We use those symbols to pay your attention about important informations.

2. CONFORMITY WITH STANDARDS

The SPARTUS® protective helmet BEAR is in conformity with the relevant Union harmonization legislation:

Directive 2016/425/UE PPE Personal protective equipment

and that the following harmonized standards applied:

EN 166 Personal eye and face protection

EN 175B Eye and face protection

CE marking was placed on the product.

3. GENERAL DESCRIPTION

SPARTUS® BEAR protective helmet has been designed to protect user's eyes and face during grinding, cutting and welding. Transparent cover made of durable polycarbonate protects against heat and splashes.

Ergonomic shape, adjustable headgear and low weight of the helmet allow for comfortable work even for a long time. A large field of view has a positive effect on the freedom of action while working.

3.1 PURPOSE OF USE

SPARTUS® BEAR protective helmet is used to protect face and eyes during grinding.

! *The welding helmet does not protect against explosive devices or corrosive liquids. It is forbidden to use misused.*

4. TECHNICAL SPECIFICATIONS

4.1 OPERATION, STORAGE AND TRANSPORT

Conditions during operation, storage and transport

Range of ambient air temperature during operation	from -5°C to +50°C
Range of ambient air temperature during storage and transport	from -20°C to +85°C

! *Store and transport packaging protects against mechanical damage to the helmet.*

4.2 TECHNICAL PARAMETERS OF HELMET

SPARTUS® BEAR

Application	grinding, cutting, welding
Field of view	201 x 117mm
Weight	385 g

5. OPERATION AND USE



WARNING!

SPARTUS® helmet is intended for professional and industrial applications. Installation and use of the device may only be carried out appropriately trained professionals.



Qualified person (def.)

A person who has gained the relevant technical education, training took place and / or gained experience to perceive the risk and avoid hazards during use of the product (IEC 60204-1). (IEC 60204-1).

5.1 DESCRIPTION OF CONSTRUCTION

WARNING!

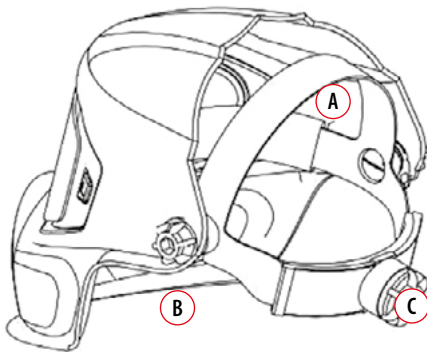
It is forbidden to make any unauthorized modifications to the cover and / or other components of a SPARTUS® helmet.



PRODUCT CODE

- | | | |
|---|------------------------------|-----------------------|
| ① | Protective helmet main shell | 080-10-040 |
| ② | Fixed cover DIN 1 | 080-10-040-EI1 |
| ③ | Headgear with sweatband | 080-12-000 |

Helmet is equipped with a comfortable headgear that can be adjusted in three different ways: height, rake and size.

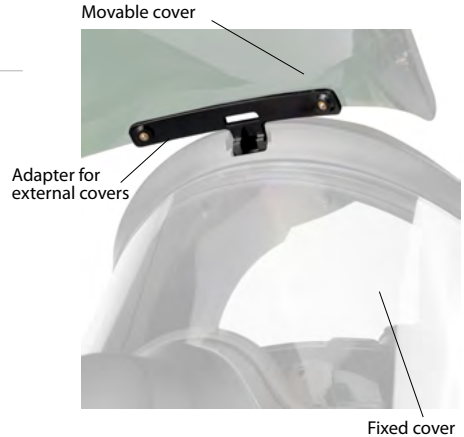


- ① A Height adjustment
- ① B Rake adjustment
- ① C Size adjustment

- ① A – push and move “head height”
- ① B – turn to adjust rake of headgear
- ① C – push and turn “head size”

5.2 USING OF SPARTUS® HELMET

PRODUCT CODE	DESCRIPTION
080-10-040-EI1	Fixed cover DIN 1
080-10-040-EI2	Fixed cover DIN2
080-10-040-EI3	Fixed cover DIN3
080-10-040 EI5	Fixed cover DIN5
080-10-040-K	Adapter for external covers
080-10-040-EO5	Movable cover DIN5
080-10-040-EO8	Movable cover DIN8



APPLICATION

COVER	Grinding	Cutting	Welding
Fixed cover DIN 1	✓		
Fixed cover DIN2	✓		
Fixed cover DIN3	✓		
Fixed cover DIN5	✓	✓	
Fixed cover + Movable cover DIN5	✓	✓	✓
Fixed cover + Movable cover DIN8	✓	✓	✓

5.3 USING OF SPARTUS® HELMET



WARNING!

Scratched or damaged protection shields have to be replaced for the new one.

Before first use

(or first use after a short break at work) of the helmet you should check its technical condition.

6. MAINTENANCE



Maintenance and repair work may be performed only by qualified personnel with the appropriate permissions. Regular maintenance provides adequate service life and trouble-free operation of the helmet.

Daily: (before use/installation):

- Perform visual inspection of the helmet.
- Visually inspect the technical condition of the outer cover. Worn or damaged cover should be replaced by a new one.

6.1 REPLACING FIXED COVER

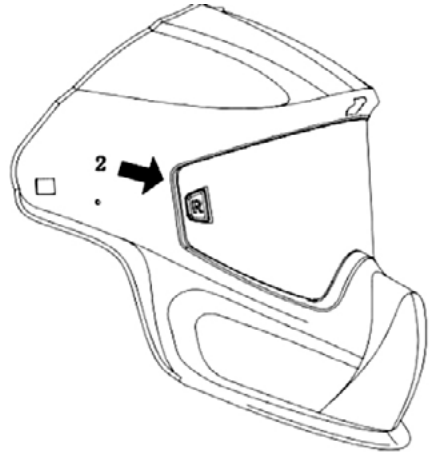
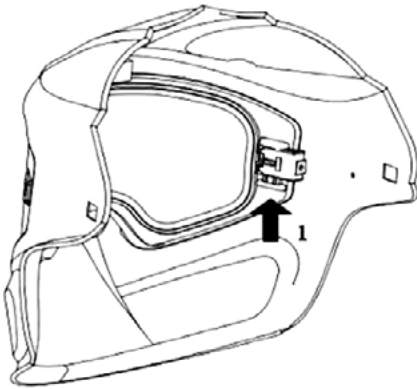
Regular replacement of the cover is needed to do the correct operation of the helmet. Excessively worn or damaged cover must be replaced by a new one.

Step 1: Unlock the latches inside the helmet, on both sides of the cover to push them up.

Step 2: Remove the used element.

Step 3: Install a brand new cover by pressing it into the appropriate latches on both sides of the helmet and lock the cover.

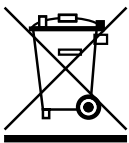
Step 4: Make sure that the cover is securely attached and well-locked, with no visible gaps.



6.2 CLEANING INSTRUCTIONS

Regularly clean the surface of the cover with a soft microfiber cloth or another material with gentle fibers. Dry it with a clean cotton cloth.

7. ENVIRONMENTAL PROTECTION



The product must not be disposed of into an ordinary waste container. It is totally forbidden to dispose of electric or electronic equipment marked with a crossed-out trash can symbol by throwing it into ordinary waste containers. According to the WEEE directive (directive 2012/19/UE), binding within the European Union, such products should be disposed of according to local regulations.

We hereby inform the client that, according to the regulations, each commodity is burdened with waste disposal costs (WDC) according to charging rates valid for a given year.

8. TROUBLESHOOTING



Problems with the operation of the device, are not always an evidence of its failure. You can independently carry out an analysis in search of probable failure. In case of doubt, please contact to SPARTUS® dealer or authorized service center.



During the warranty period all repairs should be carried by authorized service center. Repairs carried out by unauthorized persons will void the warranty.

Notes

Notes



SUBSCRIBE

Subskrybuj kanał SPARTUS.INFO

Subscribe to the channel
SPARTUS.INFO

